Fire-resistant steel door T30-2-FSA „Teckentrup 62“

Door with **thin-. thick rebate**,
optionally with glazing and upper casing/top light

Text example:

T30-2-FSA fire-proof steel door tested as per EN 1634-1. Double leaf door element. Handling DIN right. Flush mounted door leaf with thin rebate, 62 mm thick, 3-sided rebated. Corner frame 1.5 mm thick with 3-sided seal, without floor recess. Door leaf and frame galvanised and prime coated, grey white similar to RAL 9002. Active leaf mortise lock with latch lever PC-perforated acc. DIN 18250. FP-round handle set, black (plastic). Handle pivoted on bearing with tumbler insert (Bb) and 1 Bb-key. Inactive leaf with espagnolette bolt lock with standard top locking. 2 CO-hinges with ball bearing and 1 top door closer.1 door selector. „Teckentrup 62“ or equivalent. (Compile and tender according to requirements. Please refer to t echnical data below for respective details. Updated 01.06.2023)

Technichal data

Building authority approval:	Z-6.20-1923 Door with thin rebate, Z-6.20-2275 door with thick rebate acc. **EN 1634-1** for installation in interal walls.
Installation in	▪ masonry min. 115 mm ▪ concrete min. 100 mm ▪ lightweight constructionstud wall* min. 88 mm ▪ autoclaved aerated - concrete stones min. 115 mm - reinforced type min. 115 mm ▪ covered steel- and wood beams F60 * assembly walls ≥ F 30 in acc. with general building authority test certificate. For permissible walls refer to the installation details
Approved dimensions	Modular dim. **thin rebate**: B 1375 - 3000 mm H 1750 - 4000 mm with top casing/top light up to H 4600 mm Modular dim. **thick rebate**: B 1375 - 3000 mm H 1750 - 3500 mm with top casing/top light up to H 3750 mm
Handing	DIN right or DIN left
Door leaf (double skinned)	Rebate type, 3-sided rebated **thin-. thick rebate** Door leaf thickness: 62 mm sheet thickness: 1.0 mm or 1.5 mm > MD-height > 3000 mm only 1.5 mm Security bolt: per leaf min. 1
Heat insulation	**Heat transfer coefficient** acc. EN ISO 12567-1 (without glazing) (thin.- / thick rebate) sheet thickness 1.0 mm: U_D = 1,4 / 1,2 W/m²K sheet thickness 1,5 mm: U_D = 1,5 / 1,4 W/m²K in conjunction with bottom floor closure
Floor closure	▪ retractable bottom seal ▪ sliding threshold seal ▪ buffer strip and seal Floor seal retrofittable
Frame	Corner frame 1.5/2.0 mm thick with 3-sided seal, without floor recess. Fastening by exposed masonry mounting Special equipment: ▪ block frame, counter frame, closed frame or TSM (for dry and fast installation)- frame ▪ frame with floor recess
Surface	Door leaf/frame galvanised and prime coated, grey white similar RAL 9002 Special equipment: ▪ RAL of choice
Hinges and **closing devices**	▪ 2 CO hinges with ball bearing per leaf ▪ 2 top door closer ▪ 1 door selector
Fittings	Active leaf: ▪ mortise lock with latch lever PC-perforated FP-round handle set, black (plastic). handle pivoted on bearing with tumbler insert and 1 Bb-key - (thin rebate: MD 2501 - 3000 mm, equipped with multi point locking (triple)) Inactive leaf: ▪ Inactive leaf with espagnolette bolt and standard top locking.
Glazing	Fire-Resistant glass clear F30 Typ 1-0, angular glazing standard with alu-glass pane holding strip. Max. glass dim.: thin rebate: 904 x 2150 mm thick rebate 1162 x 1912 mm round glazing (Ø 300, 400 and 500) with steel glass pane holding strip prime-coated grey-white, similar to RAL 9002. Special equipment: ▪ angular glazing-alu-glass pane holding strips in stainless steel optic / ▪ angular-/round glazing- glass holding strips made of stainless steel ▪ flush mounted glazing (thin rebate)
Special equipment	▪ Handle sets / Lever/Knob sets: - plastic - light metal - stainless steel - with short plate or rose escutcheon (various makes) ▪ prepared for rose escutcheon ▪ Panic- / lock bar ▪ locks ▪ Panic locks - secured bolt lock - block lock (must be provided) ▪ Profile cylinder 40.5 + 40.5 mm ▪ Top door closer - hinge-/opposite hinge side - with slide rail - with hold open device - with smoke detector - ITS 96 (hidden) ▪ Electrical door opener ▪ Lock control (bolt contact) integrated ▪ Opening detector (reed contact) integrated ▪ Swing door operator ▪ Design profile FB ▪ 3D-hinges (with TDC)

Standard sizes	**Ordering dim./ Modular dimension** width x height	**Clear passage sizes** (corner frame) width x height
Steel door	1500 x 2000	1416 x 1958
	2125	2083
	1750 x 2000	1666 x 1958
	2125	2083
	2000 x 2000	1916 x 1958
	2125	2083
	2500	2458
	2125 x 2125	2041 x 2083
	2250 x 2250	2166 x 2208
	2500 x 2500	2416 x 2458

(**Special sizes**: from 1375 mm x 1750 to 3000 x 4000 mm)

Further qualifications (special equipment):

Smoke proof for solid walls and lightweight construction stud walls

Sound insulated
up tp MD 2500 x 2500 mm without glazing
up to RW 42 dB with retractable bottom seal depending on door construction and equipment of the bottom seal

Burglar resistant
RC 2 - RC 4 (thin rebate)
RC 2 - RC 3 (thick rebate)

TECKENTRUP
DOOR SOLUTIONS

Fire-resistant steel door T30-2-FSA „Teckentrup 62“

Door with **thin-. thick rebate**,
optionally with glazing and upper casing/top light

Also available in **STAINLESS STEEL**!

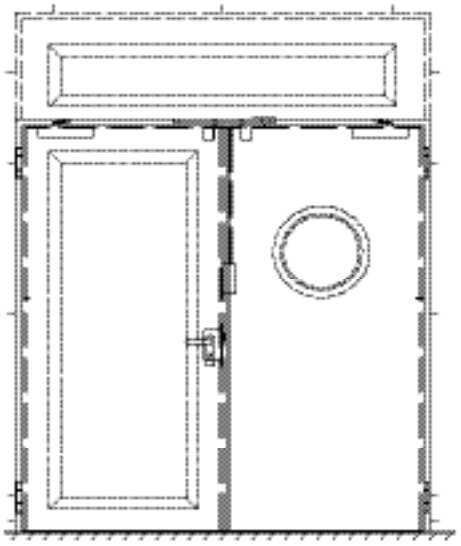

Image active leaf DIN left,
active leaf DIN right laterally reverse

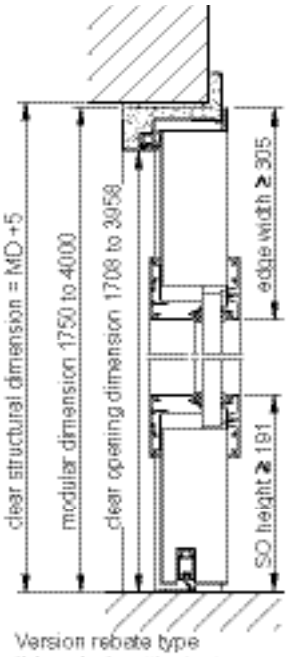

Version rebate type
thin rebate with glazing
and aluminium glass-holding strip



Version rebate type
thick rebate

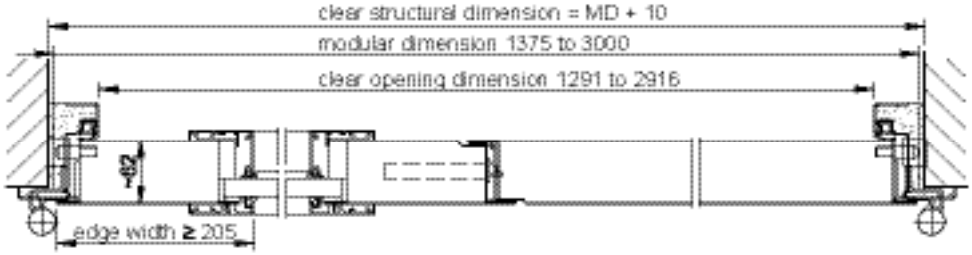

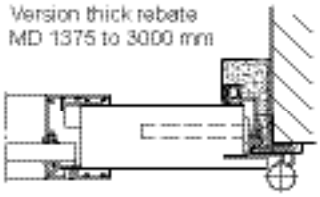

Version thick rebate
MD 1375 to 3000 mm

Floor connections

Image 1: with bottom buffer strip
Image 2: with bottom buffer strip/seal
Image 3: with retractable bottom seal
(smoke protection door with TDC)
Image 4 with sliding threshold seal

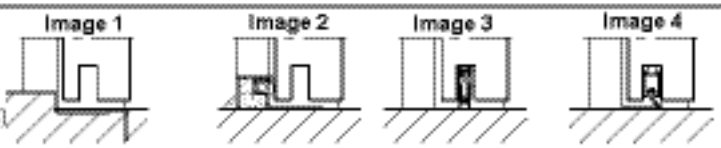

Installation in masonry-/concrete walls
concrete walls ≥100 mm
masonry walls ≥115 mm

Exposed masonry mounting

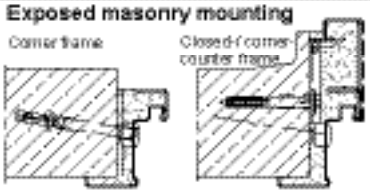

Flush edge installation

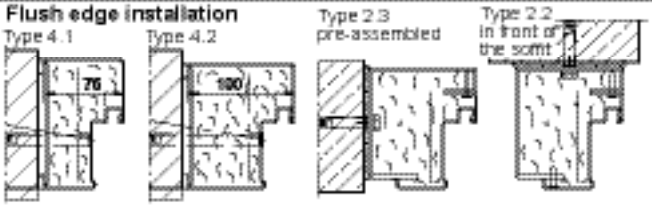

Installation in autoclaved aerated concrete walls
(doors with TDC)
Made of auto. aerated concrete blocks or reinforced auto.aerated concrete thickness min. 115 mm.

Exposed masonry mounting

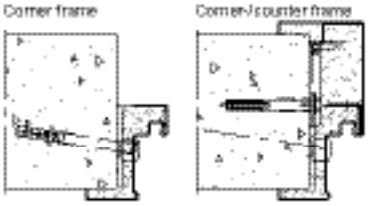

Fitting in assembly walls
(as quick fit frame)
(doors with TDC)
assembly walls F30 in acc. with DIN 4102 Part 4 or in acc. with general building authority test certificate.
Wall thickn.min.88mm

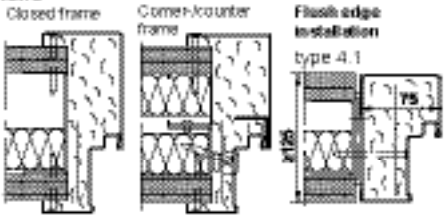

Installation in concealed steel support F60
wooden support F60

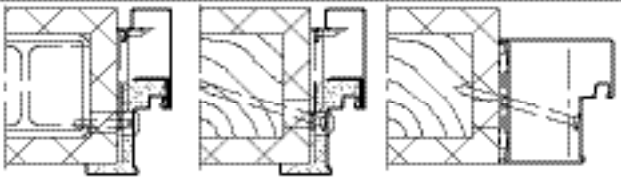

Please find a detailed installation overview in the planning-, installation- and maintenance manual for 1-leaf and 2-leaf doors.

Subject to technical changes.